

CATAWBA REGIONAL COUNCIL OF GOVERNMENTS
BOARD OF DIRECTORS
REGULAR MEETING

Catawba Regional Center
Rock Hill, South Carolina
May 22, 2025

A regular meeting of the Catawba Regional Council of Governments Board of Directors was called to order at 4:07 p.m. on Thursday, May 22, 2025. Notice of the meeting was sent to the local newspaper and posted on the Council’s website.

Note: As a quorum of the Board was not met due to the absence of several Board members who had last minute conflicts, all motions included in these minutes will be re-affirmed by the adoption of these minutes at the COG’s August Board meeting.

The following members were present:

Chester
John Agee
Joe Branham, Vice-Chair

Lancaster
Sean Corcoran
Alston DeVenny
Charlene McGriff, Chair

Union
Phillip Russell II
Harold E. Thompson
Leroy Worthy

York
Debi Cloninger (Zoom)
Watts Huckabee (Zoom)
Tom Hyslip (Zoom)
Bo Legg (Zoom)
Laura Ullrich (Zoom)
Chad Williams (Zoom)

The following members were absent:

Chester
Nettie Archie
Randy Ligon
Carlos Williams

Union
Doug Gilliam
Ernest Moore

Lancaster
Brian Carnes
Eddie Moore
Brandon Newton
Russell Patrick

York
Dean Faile
Brent Faulkenberry
Mike Fuesser
Todd Lumpkin
Stacey Moore
William Roddey
Guynn Savage

Others present included the following:

Guests
Tom Couch (York County) Yiyun Zou (SCDOT) (Zoom)

Staff
Steve Allen Randy Imler Eleanor Mixon
Amy Chitwood Marty Little Grazier Rhea

Following the Call to Order and Invocation, a motion was made to approve the minutes of the February 27, 2025, COG Board Meeting. The motion was duly seconded, and the minutes were approved inclusive of a correction regarding the location of a guideshare-funded transportation project.

I. Presentation of the April 30, 2025, (10-month interim) Operating Statement

Ms. Chitwood reviewed the April 30, 2025, (10-month interim) internally generated financial statements. Total year-to-date operating revenue was \$2,908,060, and total operating expenses were \$2,427,634, providing an operating surplus of \$480,426. Passthrough revenues and expenses of \$2,104,463, insured replacement cost from storm damage (air conditioning units) of \$139,881, RLF COVID-19 grant draws of \$804,295, and a transfer to the Catawba Regional Development Corporation for parking lot improvements in the amount of \$49,650 generated total net revenues of \$1,095,190 as of April 30, 2025. The Board received this report as information.

II. Consideration of Transportation Items

Mr. Allen presented the FY 26-27 Rural Planning Work Program (RPWP) amendment. The RPWP must be updated every two years. The RPWP identifies the transportation planning activities and studies to be performed by staff. The document includes a two-year budget. The work program begins in July 2025 and ends in June 2027. The RPWP document was reviewed and recommended to the Executive Committee by the Transportation Advisory Committee at its May 13 meeting.

A motion was made and passed unanimously to approve the FY 26-27 RPWP plan. No second was needed because the recommendation came from the Executive Committee.

Additionally, Mr. Allen reviewed the 2025-2050 Long Range Transportation Plan (LRTP) update, including the financial summary and the funding allocation breakdown by program. The COG must review and update the LRTP at least every five years in coordination with other agencies, such as SCDOT, the Federal Highway Administration (FHWA), the Federal Transit Administration (FTA), and state and local officials in the region. Mr. Allen noted that the COGs and MPOs are working with SCDOT to update the intergovernmental planning agreement between the COGs, MPOs, and SCDOT. The updated agreement will be included in the new LRTP as an appendix. The 2025-2050 LRTP document was reviewed and recommended to the Executive Committee by the Transportation Advisory Committee at its May 13 meeting. Following Board approval, there will be a 30-day public comment period. Once the comment period concludes, the approved RPWP and LRTP will be sent to SCDOT.

A motion was made and passed unanimously to approve the 2025-2050 LRTP update. No second was needed because the recommendation came from the Executive Committee.

III. Consideration of FY26 Program of Work

Mr. Imler presented the Council's proposed FY26 Program of Work (attached), including planning and programmatic work with federal, state, and local governments and agencies.

Community Development

Grants for Infrastructure and Community Improvements: The total Community Development portfolio, inclusive of grants under administration, submitted applications, applications in progress, and Environmental Review Records, is approximately 80 projects for a total grant amount of \$151,775,473 and a total project amount of \$207,456,725. Based on the current federal fiscal climate and the anticipated completion of SCIIP projects through FY26, total grant dollars under administration are projected to decline to ~\$120 million by FYE26. CRCOG has worked to

broaden its grant portfolio by widening the variety of funders with which it works and serving new grantees.

Economic Development

Workforce Development: On behalf of the consortium of counties (Chester, Lancaster, and York), CRCOG administers approximately \$2.2 million of federal workforce (WIOA) funding. These funds are used to operate three SC Works offices and provide training and re-employment services to qualified participants. In the second quarter of program year 2024, the Catawba Region Program's scores exceeded the SC Department of Employment and Workforce (SC DEW) goals in all categories, with the overall program scores for each category (Adult, Dislocated Worker, and Youth) exceeding 100%. SC DEW projected a slight increase in statewide WIOA programmatic funding prior to the recently released Administration budget draft. Given the uncertainty, workforce center costs are being reviewed for FY26 in the three centers. This includes potentially reducing the number of phone lines in centers, eliminating on-site security, and reducing operating hours during low-traffic times.

Business Lending: Inclusive of business loans and brownfields financing, lending assets under management as of March 31, 2025, totaled \$37,166,965. In light of current uncertainty, staff reviewed every loan in the 90+ loan portfolio and identified borrowers with significant Medicaid exposure, international trade exposure / import tariffs, and fundamental financial and / or collateral weakness. One-third of the portfolio is subject to these risks.

Brownfield Assessment and Financing: The SC BEST statewide environmental assessment project, which Catawba Regional has led over the past 18 months, will wrap up in August / September 2025. Seventy-seven environmental assessment reports have been completed or are underway across the state. The Catawba Region's EPA Assessment Grant will continue through 2026. Significant site assessment work will be completed on the Lancaster Mill site and the former York Wastewater Plant.

Regional Workforce Housing Study: New for 2026 is a Regional Workforce Housing Study. This study will target households making 80% to 150% of the Area Median Income. The projected cost for the study is \$250,000, and steady progress is being made toward this goal with both private and public sector investments. The CRCOG FY26 budget includes \$25,000 in project administration costs as CRCOG's contribution to the project.

Government Services

Transportation Planning: The COG continues to provide transportation services in the form of Regional Mobility / Guideshare Planning, Rural Planning Work Program, Transportation Improvement Program, Long Range Transportation Plan, Transportation Alternatives Program, and Transit Planning. SCDOT provides \$125,000 of FHWA and FTA funds, which require a 20% local match (\$31,250). Therefore, the total funding available for transportation planning work is \$156,250 for FY26.

Land Use and Other Planning Services: CRCOG currently has service contracts with 10 towns and cities, 3 counties, 4 school districts, and 2 non-profits. This has been an area of growth for the COG over the past year.

Regional Issues: CRCOG continues to be a resource for and promote advocacy, leadership, and connectivity within the region and beyond. This year, CRCOG worked hard to stay abreast of Charlotte Water's Interbasin Transfer Certificate request to increase its certificate by 33 million gallons per day, which could pull up to an additional 33 million gallons of water from the Catawba-Wateree Basin each day.

Financial Sustainability

As of March 31, 2025, total CRCOG fund balances equaled \$21.4 million while total CRDC net position was \$3.0 million. CRCOG's direct, passthrough, and managed funds for FY25 totaled approximately \$61,521,481. The Return on Local Investment is currently \$65.77:\$1. Since 1971, Catawba Regional has deployed \$567.1 million across the four counties of the region, while member counties have paid a cumulative total of \$8.6 million in dues.

A motion was made, seconded, and unanimously passed to approve the FY26 Program of Work.

IV. Consideration of FY26 General Operating, Special Funds, and Passthrough Budgets

Mr. Imler and Ms. Chitwood reviewed the proposed FY26 budget (attached), noting significant changes from the FY25 revised budget. In FY26, there is a projected drop in the State Aid to Councils of Governments revenue line. Proposed interest income is projected to be lower in FY26 as the COG has used much of its deferred revenue this year. Grants revenue is conservatively projected to be slightly lower in the coming year, partially due to having one less staff member than at the start of FY25. Because the EDA Planning grant has not yet been awarded, staff budgeted a modest \$40,000 for FY26. The EDA Disaster grant was funded in December 2024, and revenue is anticipated to be \$100,000 for the upcoming fiscal year. Technical assistance contract revenue is projected to be approximately the same for FY26 compared to FY25. A slight reduction in lending programs' revenue is anticipated due to possible interest rate decreases on deposits. Workforce revenue is also projected to decrease slightly. Total revenue is expected to be \$3,244,526 in FY26.

Proposed changes in expenses from the revised FY25 budget include an increase in personnel expenses to \$2,775,000, which includes the cost of hiring an additional business lender. All other expenses remain relatively consistent with the revised FY25 budget. Total expenses are expected to be \$3,209,266 for FY26, resulting in projected net revenue of \$35,260.

Regarding passthroughs, the SC BEST program is scheduled to end in FY26, and the EPA Brownfields Assessment grant will wind down toward the end of the fiscal year as well. The only significant addition to passthrough revenues and expenses for FY26 is the regional workforce housing study.

Following discussion, a motion was made to approve the proposed FY26 budget. No second was needed because the motion came from the Executive Committee. The motion to approve the FY26 General Operating, Special Funds, and Passthrough Budget passed unanimously.

V. Announcement of Nominating Committee for Officer / At-Large Executive Committee Member Elections on August 14, 2025

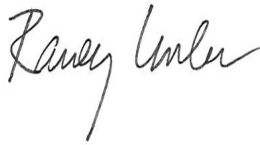
Ms. McGriff indicated that the Nominating Committee for the FY26-28 election cycle is the Executive Committee. Mayor Alston DeVenny will serve as the Nominating Committee chair. The election of the COG Chair, Vice-Chair, and three at-large Executive Committee members will be held at the COG Board meeting in August.

VI. Regional Roundup

Representatives from each county provided brief highlights about projects and activities in their respective cities and counties.

There being no further business, the meeting adjourned at 5:21 p.m.

Respectfully submitted,

A handwritten signature in black ink that reads "Randy Imler". The signature is written in a cursive style with a large, stylized "R" and "I".

Randy Imler
Executive Director

Fiscal Year 2026

Program of Work



**Catawba
Regional**
Council of Governments



Our Mission

- **Grow the Economy**
- **Plan for the Region's Future**
- **Support our Region's Cities and Counties**
- **Encourage Collaboration on Regional Issues**
- **Celebrate Impact and Financial Sustainability**

What We Do



- **Economic Development:**
Growing the economy through workforce training, capital formation, and redevelopment
- **Community Development:**
Infrastructure and community improvements
- **Government Services:**
Rural Transportation Planning, GIS, Technical Assistance, Project Work, Regional Coordination/Collaboration

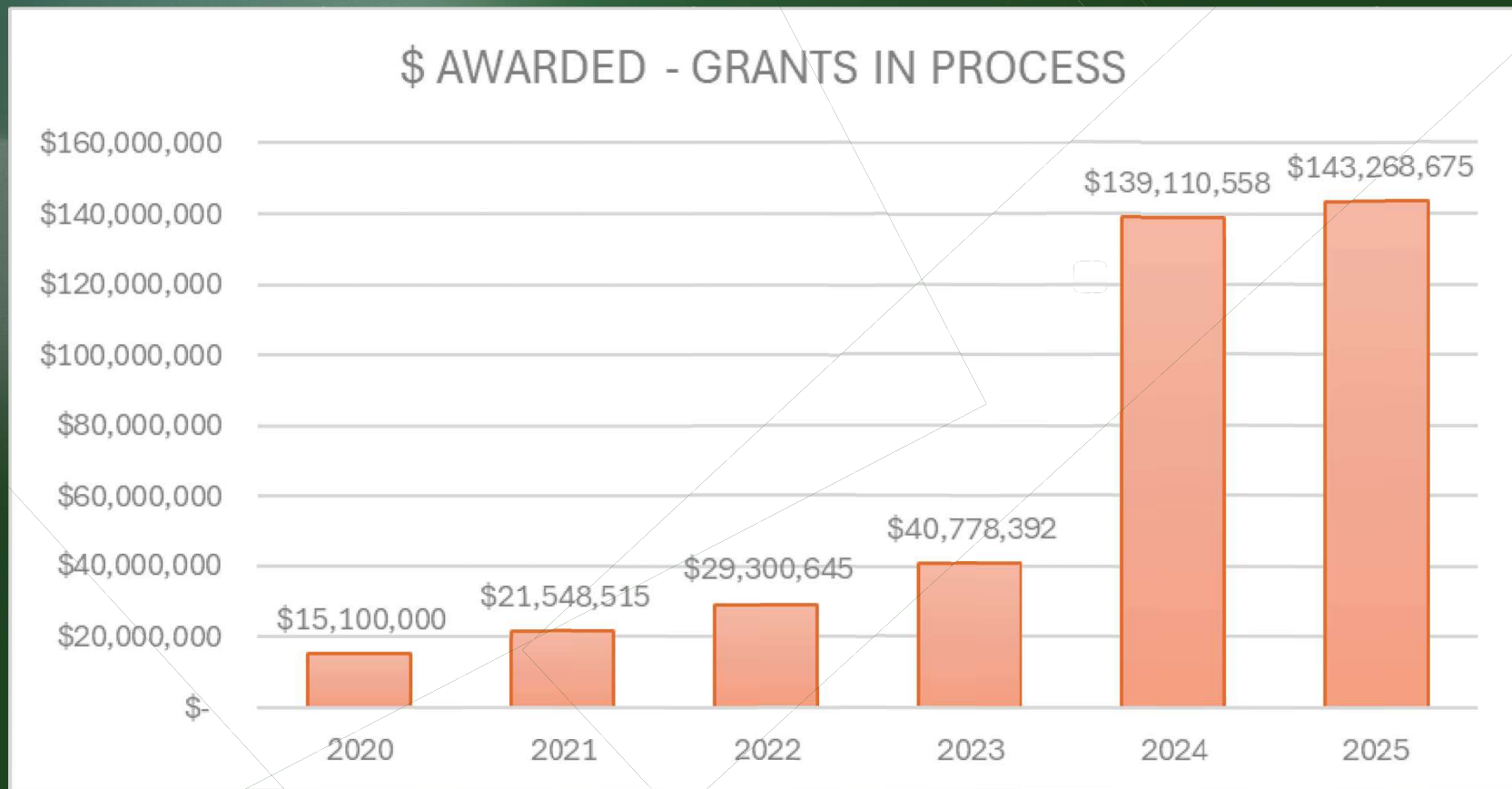
“There is nothing permanent except change.”
-Heraclitus



**Catawba
Regional**
Council of Governments

Community Development

Infrastructure and Community Improvement Projects



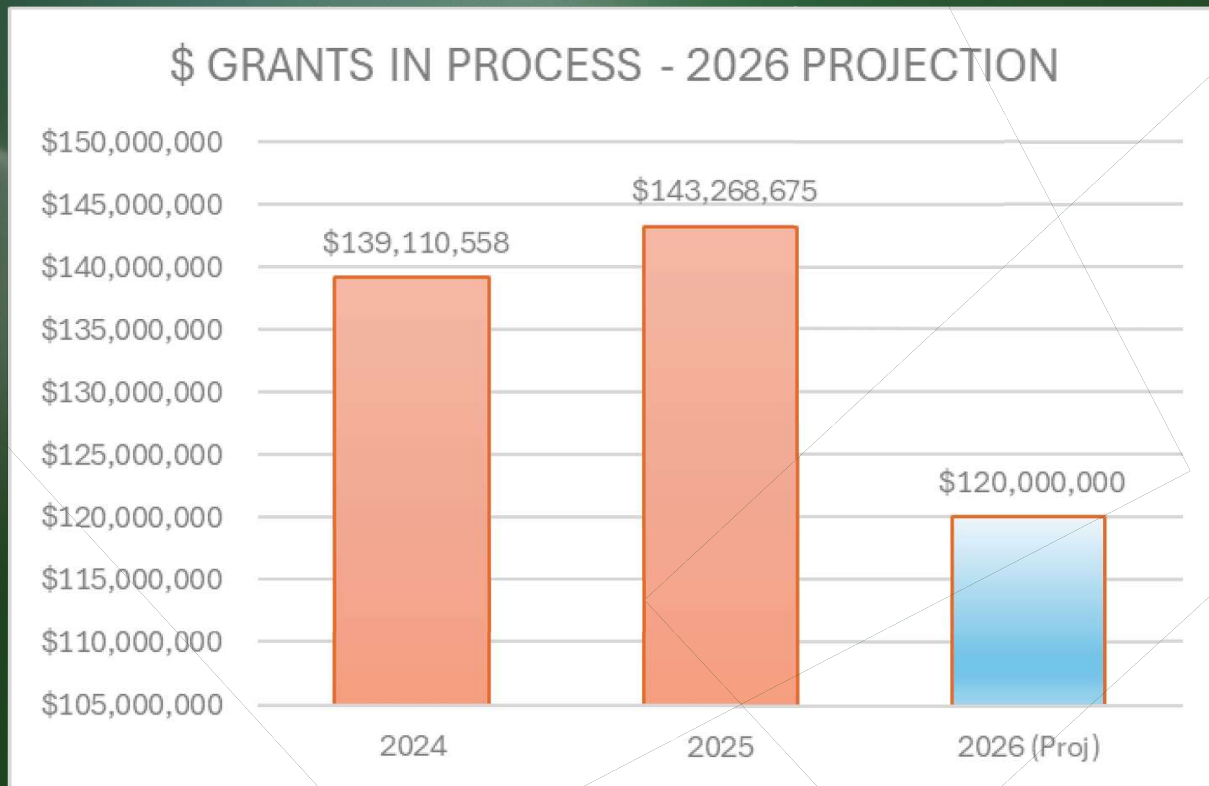
Community Development

Infrastructure and Community Improvement Projects

	<u># of Grants</u>	<u>Grant Amount</u>	<u>Total Project Amount</u>
Grants Projects Awarded/In Process	62	\$143,268,675	\$198,213,243
Grant Applications Submitted	11	\$7,286,798	\$9,223,482
Grant Applications in Process	3	\$1,200,000	N/A
Environmental Review Records (ERR)	4	\$20,000	\$20,000
Total Community Development Portfolio:	80	\$151,775,473	\$207,456,725

Community Development

Infrastructure and Community Improvement Projects



FY26 projection based upon current federal fiscal climate and completion of SCIIP projects through FY26.

CRCOG has worked to broaden its grants portfolio:

- wider variety of funders (ARC, SCRC, EPA, PHMSA)
- new grantees using CRCOG services

“We can’t be afraid of change. You may feel very secure in the pond that you are in, but if you never venture out of it, you will never know that there is such a thing as an ocean, a sea.” – C. JoyBell C.



**Catawba
Regional**
Council of Governments

Economic Development

Workforce Training with WIOA Funds in the Catawba Region

● WIOA Impacts

2,230 staff-assisted program completers in last rolling 4-quarters (program year)

● Employment Success

71.4% employed in the 2nd qtr. after exiting the program; Avg. quarterly earnings: \$11,856 (~\$47,424/yr.)

● Economic Impact

Total estimated annual earnings for employed participants: \$75,497,228

On behalf of a the consortium of counties (Chester, Lancaster, York), CRCOG administers ~\$2.2 million of federal workforce (WIOA) funding. These funds are used to:

- Operate three SC Works offices
- Provide training and re-employment services to qualified participants

**Program year 2024 - 2nd Quarter Adult/DW/Youth Performance
Summary Rolling-4**

Catawba

Indicator/Program	Title I Adult Goal	Title I Adult Actual	Title I Adult % of Goal	Title I DW Goal	Title I DW Actual	Title I DW % of Goal	Title I Youth Goal	Title I Youth Actual	Title I Youth % of Goal	Overall Indicator Score
Employment Rate Q2	82.5	75.8	91.9%	88.8	79.6	89.6%	81.0	80.0	98.8%	93.4%
Employment Rate Q4	80.6	77.0	95.5%	87.5	80.0	91.4%	80.8	82.4	102.0%	96.3%
Median Earnings	\$7,390	\$8,356	113.1%	\$8,742	\$9,750	111.5%	\$4,800	\$6,489	135.2%	119.9%
Credential Rate	65.4	78.7	120.3%	69.1	81.0	117.2%	55.1	58.3	105.8%	114.5%
Measurable Skill Gains	68.0	76.8	112.9%	68.1	68.4	100.4%	65.0	69.4	106.8%	106.7%
	Overall Program Score		106.8%	Overall Program Score		102.1%	Overall Program Score		109.7%	

**Economic
Development**
Workforce Training/WIOA

The Catawba Region's Program Scores:

106.8%

Adult

102.1%

*Dislocated
Worker*

109.7%

Youth

Economic Development

Workforce Training/WIOA



Job Fairs

- Job Fair of the Carolinas - Carowinds - May 6, 2025
- 595 Job Seekers
- 25 SC Employers

Business Benefits

- Rapid Response Incumbant Worker Training
- Apprenticeships
- On the Job Training (OJT)

SC DEW projected a slight increase in statewide WIOA programmatic funding prior to the recently released Administration budget draft.

Given the uncertainty, workforce center costs are being reduced for FY26 in all three centers: # of phone lines, elimination of on-site security, reduced operating hours, etc.

Economic Development

Business Loans and Brownfields Financing



LENDING ASSETS UNDER MANAGEMENT - 3/31/25

Legacy (Defederalized) RLF		\$7,856,340
EDA COVID-19 RLF		\$11,442,435
EDA Agribusiness RLF		\$833,865
USDA Intermediary Relending Program		\$1,610,822
Lower Savannah RLF		\$1,107,039
SBA 504 Debentures		\$6,176,693
Brownfields (SC DES) RLF		<u>\$8,139,771</u>
		\$37,166,965

In light of current uncertainty, staff has reviewed every loan in our 90+ loan portfolio and identified borrowers with:

- Significant Medicaid Exposure
- International Trade Exposure/Import Tariffs
- Fundamental Financial and/or Collateral Weakness
- 1/3 of the Portfolio is subject to these risks

Economic Development Brownfields Assessments



Regional Assessments to Date

<u>Sites</u>	<u>County</u>	<u>Site Assessment Work</u>
• Eureka Mill*, Lowrys Service Station, Former Post Office, Former Filling Station, Great Falls Rail Trail	Chester	SS QAPP Phase I ESA Phase II ESA
• Springs Mill Administration Building and Lancaster Mill Site*, Town of Heath Springs Park	Lancaster	VCC Application ABCA
• Buffalo Mill and Administration Building*, Wellington Leisure Mill Site, Former Jonesville School, Jonesville Industrial Park, Lockhart Town Square, Langley Dry Cleaner	Union	Asbestos & Lead Paint Survey Hazardous Material Survey Petroleum Determination Ground Penetrating Radar Survey
• Former Wastewater Treatment Plant*	York	Seismic Survey

- The SC BEST statewide project will wrap up in the August/September
 - 77 environmental assessment reports completed or underway across the state
- The Catawba Region's EPA Assessment Grant will continue through 2026
 - *Significant site assessment work to be completed on the Lancaster Mill site and the former York Wastewater Plant

Economic Development

NEW for 2026: Regional Workforce Housing Study

- \$250,000 Projected Costs
- Targeted to households making 80%-150% of Area Median Income (AMI)
- Funds budgeted/committed to date = ~\$231,000
 - Counties & Cities
 - Private Sector
 - Non-profit/Special Purpose Districts



- **CRCOG FY26 budget includes project administration of \$25,000**

“It is not the strongest of the species that survive, nor the most intelligent, but the one most responsive to change.” -Charles Darwin



**Catawba
Regional**
Council of Governments

Government Services

Transportation Planning

- Regional Mobility/Guideshare Planning – Project and Corridor Identification and Ranking
- Rural Planning Work Program
- Transportation Improvement Program
- Long Range Transportation Plan
- Transportation Alternatives Program (TAP)
- Transit Planning

SC DOT provides \$125,000 of FHWA & FTA funds which require a 20% local match (\$31,250) = \$156,250



Government Services

Resource Advocacy, Leadership, and Connectivity within the region and beyond

- Inter Basin Transfer - Charlotte Water/SC DES/SC Water
- Catawba Wateree Comprehensive Relicensing Agreement Final Agreement Committee (CWCRA-FAC)
- Catawba Wateree Water Management Group - Advisory Committee (CWWMG)
- SC Community Development Association (SCCDA)
- Southeast Regional Directors Institute (SERDI)
- SC Chapter of American Planning Association
- Development Districts of Appalachia (DDAA) - Appalachian Regional Commission (ARC)
- Grow America - Revolving Loan Fund National Peer Advisor
- National Association of Development Organizations (NADO)
- Catawba Regional Forum



Financial Sustainability

CRCOG Summary Balance Sheet (Governmental Funds - 3/31/25) (Excludes GASB Liabilities)

Total Assets	\$22,276,605
Total Liabilities	<u>\$ 880,168</u>
Restricted Fund Balance	\$18,950,644
Unrestricted Fund Balance	\$ 1,428,700
YTD Revenues over Expenses	<u>\$ 1,017,093</u>
Total Fund Balance	\$21,396,437

CRDC Summary Balance Sheet (3/31/25)

Total Assets	\$ 3,560,906
Total Liabilities	<u>\$ 513,850</u>
Net Invest. Capital Assets	\$ 403,419
Restricted Net Position	\$ 1,072,912
Unrestricted Net Position	\$ 1,496,855
YTD Revenues over Expenses	<u>\$ 73,870</u>
Total Net Position	\$ 3,047,056

Total CRCOG Fund Balances = \$21.4 million
Total CRDC Net Position = \$3.0 million

Direct, Passthrough, and Managed Revenues

$\$3,269,526 +$ $\$283,900 =$ $\$3,553,426$	\$2,708,000	$\$143,268,675/3 \text{ years}$ $= \$47,765,225$	\$7,494,830	\$61,521,481
Direct Revenues - CRCOG + CRDC	CRCOG Passthrough Revenues (WIOA, EPA Brownfields, SC BEST, Housing Study)	CRCOG Managed Grant Funds (1/3 of outstanding grants)	SC DOT Regional Mobility Guideshare Annual Allocation to CRCOG Region	= Catawba Regional COG and Development Corporation - Total Direct, Indirect, and Managed Revenues


Return on Local Investment: **\$65.77 : \$1**

\$8,623,277
Cumulative
Local Dues

Since 1971, member counties
have paid a cumulative total
of \$8.6 million in dues

Since 1971, Catawba
Regional has deployed
\$567.1 million across the four
counties of the region

\$567,151,775
Cumulative
Capital Deployed



“Never doubt that a small group of thoughtful, committed citizens can change the world. Indeed, it is the only thing that ever has.” -Margaret Mead



**Catawba
Regional**
Council of Governments

CATAWBA REGIONAL COUNCIL OF GOVERNMENTS
 FY2025 REVISED and FY2026 PROPOSED BUDGET

Budget Adopted May 22, 2025

	Operating Fund 4/30/2025 COG	Restricted Legacy 4/30/2025 RLF	Restricted COVID 4/30/2025 SCBLF	Restricted 4/30/2025 SCALF	Consolidated (83% of original) 4/30/2025	Revised FY2025 Budget	Consolidated Proposed FY2026
REVENUE							
Participating Local Governments	\$ 208,818	\$ -	\$ -	\$ -	\$ 208,818	\$ 223,293	\$ 225,182
State Aid to Councils of Governments	244,345	-	-	-	244,345	244,344	144,344
Interest and Other Income	52,118	-	-	-	52,118	60,000	45,000
	505,281	-	-	-	505,281	527,637	414,526
Community Development Contracts	202,187	-	-	-	202,187	242,000	230,000
Rural Infrastructure Authority (RIA) Contracts	36,818	-	-	-	36,818	45,000	50,000
SC Infrastructure Investment Program	174,428	-	-	-	174,428	208,000	210,000
EDA Infrastructure Program	41,727	-	-	-	41,727	50,000	35,000
Southeast Crescent Regional Commission	15,231	-	-	-	15,231	19,000	15,000
SRF Infrastructure Program	11,877	-	-	-	11,877	14,000	10,000
ARC Planning Grant and Projects	56,065	-	-	-	56,065	65,000	50,000
Union County ARC Planning Grant Match	9,180	-	-	-	9,180	12,240	10,000
Neighborhood Initiative Program	6,148	-	-	-	6,148	8,000	5,000
	553,661	-	-	-	553,661	663,240	615,000
EDA Planning Grant	53,548	-	-	-	53,548	60,000	40,000
EDA Disaster Grant	12,979	-	-	-	12,979	23,000	100,000
	66,527	-	-	-	66,527	83,000	140,000
Technical Assistance Contracts	347,598	-	-	-	347,598	415,000	425,000
Transportation Planning	85,229	-	-	-	85,229	115,000	125,000
	432,827	-	-	-	432,827	530,000	550,000
EDA Revolving Loan Fund (RLF) - Interest on Loans	-	166,676	-	-	166,676	200,000	190,000
EDA Revolving Loan Fund (RLF) - Interest on Deposits	-	156,419	-	-	156,419	190,000	170,000
EDA - COVID19 RLF - Interest on Loans	-	-	234,915	-	234,915	280,000	290,000
EDA - COVID19 RLF - Interest on Deposits	-	-	127,689	-	127,689	155,000	120,000
SC Agribusiness Loan Fund - Interest on Loans	-	-	-	9,277	9,277	12,000	15,000
SC Agribusiness Loan Fund - Interest on Deposits	-	-	-	28,465	28,465	35,000	25,000
Other Loan Funds	17,313	-	-	-	17,313	20,000	15,000
Intermediary Relending Program	19,168	-	-	-	19,168	20,000	20,000
Regional Development Corporation	99,097	-	-	-	99,097	110,000	115,000
Brownfields Revolving Loan Fund	97,052	-	-	-	97,052	118,000	115,000
EPA Brownfields Assessment Contract	16,251	-	-	-	16,251	20,000	20,000
	248,881	323,095	362,604	37,742	972,322	1,160,000	1,095,000
Workforce - WIOA	377,442	-	-	-	377,442	450,000	430,000
TOTAL REVENUE	\$ 2,184,619	\$ 323,095	\$ 362,604	\$ 37,742	\$ 2,908,060	\$ 3,413,877	\$ 3,244,526

**CATAWBA REGIONAL COUNCIL OF GOVERNMENTS
FY2025 REVISED and FY2026 PROPOSED BUDGET**

	Operating Fund 4/30/2025 COG	Restricted Legacy 4/30/2025 RLF	Restricted COVID 4/30/2025 SCBLF	Restricted 4/30/2025 SCALF	Consolidated (83% of original) 4/30/2025	Revised FY2025 Budget	Consolidated Proposed FY2026
OPERATING EXPENSES							
Personnel	\$ 1,646,614	\$ 216,954	\$ 205,149	\$ 14,717	\$ 2,083,434	\$ 2,600,000	\$ 2,775,000
Rent	30,000	-	-	-	30,000	36,000	36,000
Utilities	15,183	-	-	-	15,183	20,000	20,000
Telephone	18,666	630	135	-	19,431	25,000	25,000
Travel and Meetings	48,037	5,245	1,868	-	55,150	70,000	70,000
Office Supplies	25,143	618	1,528	-	27,289	42,000	40,000
Postage	1,760	-	-	-	1,760	3,000	3,000
Memberships, Dues, Publications	14,142	7,451	7,451	726	29,770	35,000	35,000
Maintenance & Service Contracts	9,757	-	-	-	9,757	12,000	12,000
Employee/Board Member Training	11,988	825	-	-	12,813	17,000	15,000
Capital Costs	19,153	-	-	-	19,153	19,154	25,000
Professional Services	23,027	1,957	5,365	25	30,374	40,000	40,000
Audit	23,190	-	-	-	23,190	25,000	25,000
Information Technology Services	49,618	-	-	-	49,618	60,000	62,500
Insurance and Bonding	15,735	643	-	-	16,378	20,000	20,000
Miscellaneous	4,334	-	-	-	4,334	6,000	5,766
TOTAL EXPENSES	1,956,347	234,323	221,496	15,468	2,427,634	3,030,154	3,209,266
EXCESS REVENUE (LOSS) BEFORE OTHER ITEMS	\$ 228,272	\$ 88,772	\$ 141,108	\$ 22,274	\$ 480,426	\$ 383,723	\$ 35,260
WIOA Pass-Thru Revenues	1,761,883	-	-	-	1,761,883	2,100,000	2,000,000
SC BEST DHEC Assessment Grant	248,327	-	-	-	248,327	300,000	350,000
EPA Brownfields Pass-Thru Revenues	94,253	-	-	-	94,253	115,000	158,000
Workforce Housing Study	-	-	-	-	-	-	200,000
WIOA Pass-Thru Expenditures	(1,761,883)	-	-	-	(1,761,883)	(2,100,000)	(2,000,000)
SC BEST DHEC Assessment Grant	(248,327)	-	-	-	(248,327)	(300,000)	(350,000)
EPA Brownfields Pass-Thru Expenditures	(94,253)	-	-	-	(94,253)	(115,000)	(158,000)
Workforce Housing Study	-	-	-	-	-	-	(200,000)
Uninsured Replacement Cost-Storm Damage	-	-	-	-	-	-	-
Insured Replacement Cost-Storm Damage	(139,881)	-	-	-	(139,881)	(139,881)	-
COVID RLF Grant	-	-	804,295	-	804,295	804,295	-
Transfer to RDC - Capital Improvement (parking)	(49,650)	-	-	-	(49,650)	(49,650)	-
EXCESS OF REVENUES OVER EXPENDITURES	\$ 38,741	\$ 88,772	\$ 945,403	\$ 22,274	\$ 1,095,190	\$ 998,487	\$ 35,260